


Welcome! As you come in and get settled, follow these instructions:

1

Get a snack!



2


Find a seat and take out your device



3

Go to joinpd.com
and enter code:

SLT EOL



Students, follow the instructions on the slide

Stress Check



I'm in a
good space
and can
focus

Something
is bothering
me, but I
can still
focus

I can't
manage my
emotions or
behaviors
right now



Students, drag the icon!

Our agenda

1. Welcome
2. Agenda
3. Outcomes
4. The big “Why”
5. Break
6. Exploration
7. Reflection



Our Outcomes

- We will discuss why student voice is important in the classroom.
- We will practice using tools that encourage student voice.
- We will brainstorm ways to connect these tools to our classroom to meet our students' needs.

How many times **per day** do you think you have had to repeatedly say “Get started!” or “Get ____ out.” or “Read the directions!” or any combination of the 3?




Students choose an option

Sometimes getting students to use their voice (especially online) is very difficult.

THE
STRUGGLE
IS
REAL



So what do
we do when
our students
might look
like this...



We provide
them with
more ways
to use their
voice!

YES!



What are some benefits to students using their voice in the classroom?



Students, write your response!

This is not always an easy task,
but we will look at some tools
that can help!



We're using one right now!

I wonder...



Students, write your response!

Pear Deck Interactive Slide
Do not remove this bar


Stretch Break!

*Let's take 10 minutes to stretch
and take a break!*



Students, follow the instructions on the slide

Go Explore!



Please find your seats and return
to our original PearDeck!



Joinpd.com
Code: **SLT EOL**

Connect to your own classroom:

What is one thing you learned today?

What app are you going to try out in your classroom?



Students, draw anywhere on this slide!

